

# 2012 Tentative Budget

1

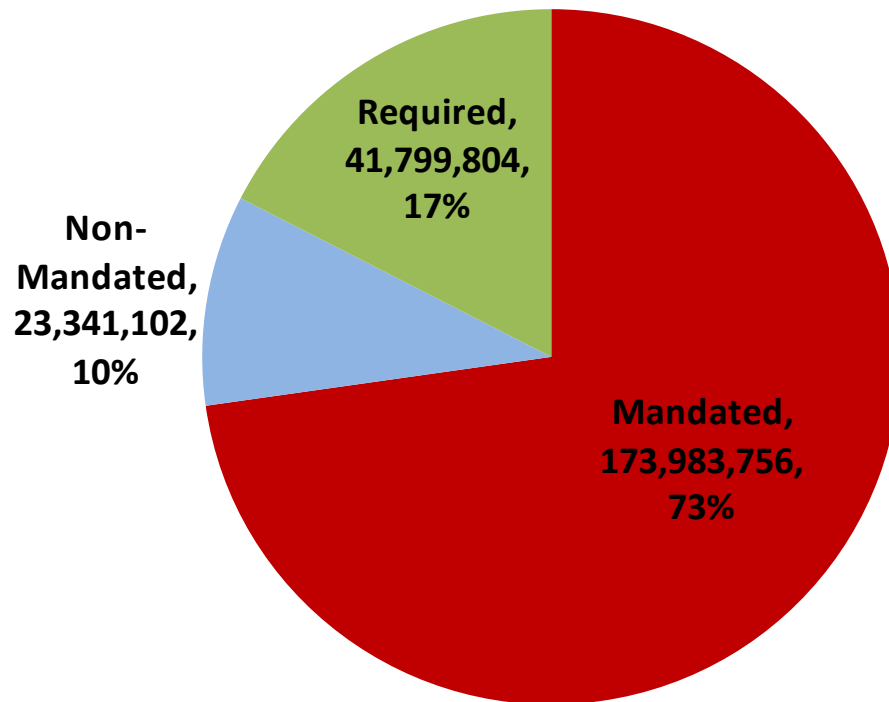
**PRESENTED BY:  
COUNTY EXECUTIVE,  
GREGORY J. EDWARDS**

**SEPTEMBER 28TH, 2011**

# 2012 Budgeted Appropriations

2

## 2012 Budgeted Appropriations



Based on same analysis done in 2007.

# Beginning Budget Gap

3

## *2012 Projected Budget Gap*

### **Projected Mandated & Contract Labor Increases \***

Medicaid		\$2,773,000
NYS Retirement Contribution		\$2,000,000
Community College Chargebacks		\$225,000
Social Services & Public Health Programs		\$1,500,000
Employee Step and Benefit Increases		\$2,000,000

*\*Assumes No Increase in Contractual Spending Except as Noted*

**Total**    **\$8,498,000**

### **Projected Revenue Losses**

Use of General Fund Balance		\$2,800,000
Use of Capital Project Reserve		\$1,525,000
Use of Post-Employment Benefit Reserve		\$5,800,000

**Total**    **\$10,125,000**

**Net Projected Loss**    **(\$18,623,000)**

# Change in Local Share for Mandated and Locally Controlled Services

4

Local Share (1) for:	<b>2011 to 2012 INC / (DEC)</b>	
	<b>AMOUNT</b>	<b>%</b>
County Controlled Costs	(2,102,579)	-8.0%
Mandated	4,574,594	6.8%

Note 1 - excludes Dept. 99 and Use of Fund Balance or Reserves

# 2012 Proposed Positions

5

# of FTEs	2012 Tentative Budget	Decrease from 2011	Decrease since 2010	% Dec. from 2010
Governmental Funds	1,074.4	-42.5	-101	-8.6%
Enterprise Funds	280.7	-1.6	-2.3	-0.8%
Total All Funds	1,355.1	-44.1	-103.3	-7.1%

FTE – Full Time Equivalent

# 2012 Budget Reductions

6

- Sheriff's local share reduced by \$900,000.
  - Includes the elimination of the snowmobile patrol, a 50% reduction to navigation patrol, and the elimination of approximately 13 Deputy positions assigned to the Sheriff's road patrol.
- Transportation Division reductions include \$850,000 in itemized cuts.
- Planning & Economic Development local share reduced by \$413,000.
- Core Public Health Services local share reduced \$107K

# 2012 Budget Reductions

7

- Youth Bureau local share reduced by \$102K
- Board of Elections local share reduced by \$102K
- Parks local share reduced by \$89K
- Airport local share reduced by \$65K
- Information Technology Services local share reduced \$28K
- Emergency Services local share reduced by \$24K
- Total of 44 FTEs eliminated

# 2012 Budget Increases

8

- Health Insurance costs increased \$1.2M
- NYS retirement costs increased by \$1M (\$900K lower than NYS's original projections)
- Medicaid increases total \$3,433,795 (FMAP reduction, Cap increase, 53 vs 52 payments due in 2012)
- Public Health Managed Services increased by \$138,000
- Assigned Counsel increased \$125K
- Combined increase in local share for the District Attorney, Public Defender, Probation, and Court Facilities totals \$270K

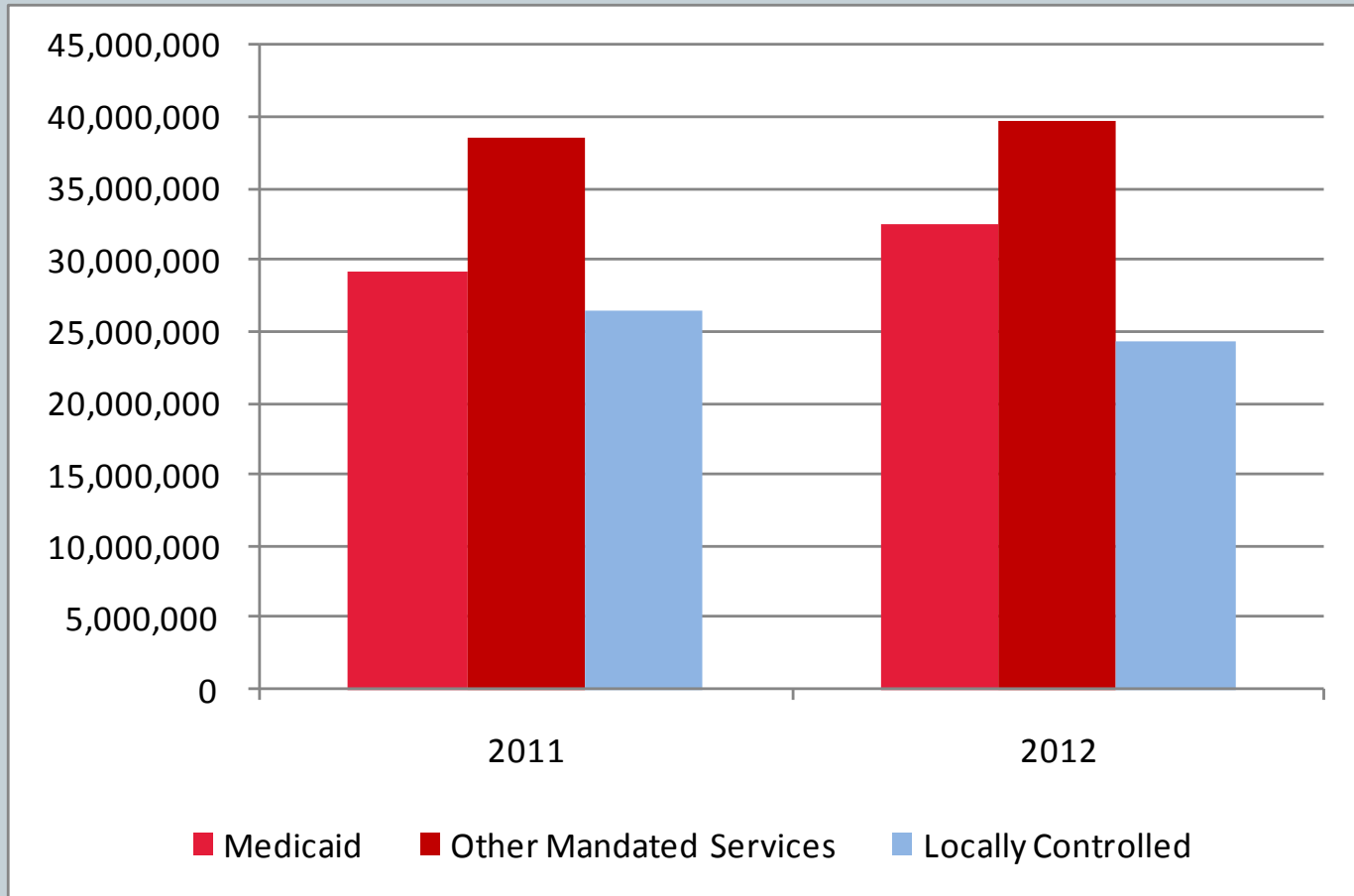
# Summary of Expense by Account Classification (Governmental Funds)

9

Expense Classification	Amount Inc / (Dec)	Percent Inc / (Dec)
Personal Services	-\$2,060,941	-4.0%
Employee Benefits	<u>\$2,494,718</u>	<u>9.6%</u>
<b>Subtotal Personal Services and Benefits</b>	<b>\$433,777</b>	<b>0.6%</b>
Equipment	\$97,924	39.9%
Contractual	\$5,517,314	4.2%
Fixed Contractual	\$133,172	2.3%
Principal and Interest	<u>\$540,911</u>	<u>17.2%</u>
<b>Total Expenditures (excluding transfers)</b>	<b>\$6,723,098</b>	<b>3.1%</b>

# Chart of Local Share for Medicaid, Other NYS Mandates, and Locally Controlled Services

10



Before county wide revenue and use of fund balance.

# Use of Fund Balance and Reserves

11

<b>Fund:</b>	<b>2011</b>	<b>2012</b>
A FUND - General	\$2,853,600	\$0
- Post Employment Benefits	\$5,800,000	\$5,000,000
- Reserve for Capital Projects	\$1,525,000	\$0
D FUND - Highways	\$500,000	\$0
DM FUND - Road Machinery	<u>\$250,000</u>	<u>\$250,000</u>
Sub-Total Operating Funds	<b>\$10,928,600</b>	<b>\$5,250,000</b>
Net Change in the Use of Fund Balance and Reserves		-\$5,678,600

# 2012 Property Tax Levy and Rate

12

	2011	2012	<i>% change from prior yr</i>
Property Tax Levy	\$59,433,131	\$67,036,845	<i>12.79%</i>
Full Valuation	\$6,678,673,573	\$6,686,124,537	<i>0.11%</i>
Property Tax Rate	\$8.90	\$10.03	<i>12.67%</i>

# 2012 Property Tax Cap Calculation

13

2011 Real Property Tax Levy			\$ 59,433,131
Quantity Change Factor	X	1.0044	
Adjusted Levy	=		\$ 59,694,637
PILOTS Receivable 2011	+	\$ 2,162,382	
Inflation Growth Factor	X	102%	
PILOTS Receivable 2012	-	\$ 1,790,800	
Unadjusted Tax Levy Limit	=		\$ 61,303,359
Pension Increase Exclusion	+	\$ 349,448	

**Quantity Change Factor** - Adjustment to the tax levy limit to reflect an increase in the full value of taxable real property due to a physical or quantity change - i.e. new growth or significant additions to existing properties. Provided by NYS Dept. of Tax and Finance.

**PILOTS Receivable** - Payments In Lieu of Taxes

**Inflation Growth Factor** - The lesser of two percent or the Consumer Price Index.

**Pension Increase Exclusion** - Annual growth in the average actuarial contribution rate for the NYS Employee Retirement System (ERS) that exceeds two percentage points. *Note that the actual increase in 2012 retirement contributions is \$1,451,000.*

<b>Adjusted 2012 Tax Levy Limit</b>	<b>=</b>	<b>\$ 61,652,807</b>
-------------------------------------	----------	----------------------

2011 Real Property Tax Levy	-	\$ 59,433,131
-----------------------------	---	---------------

<b>2012 Tax Cap Allowable Increase</b>	<b>=</b>	<b>\$ 2,219,676</b>
--	----------	---------------------

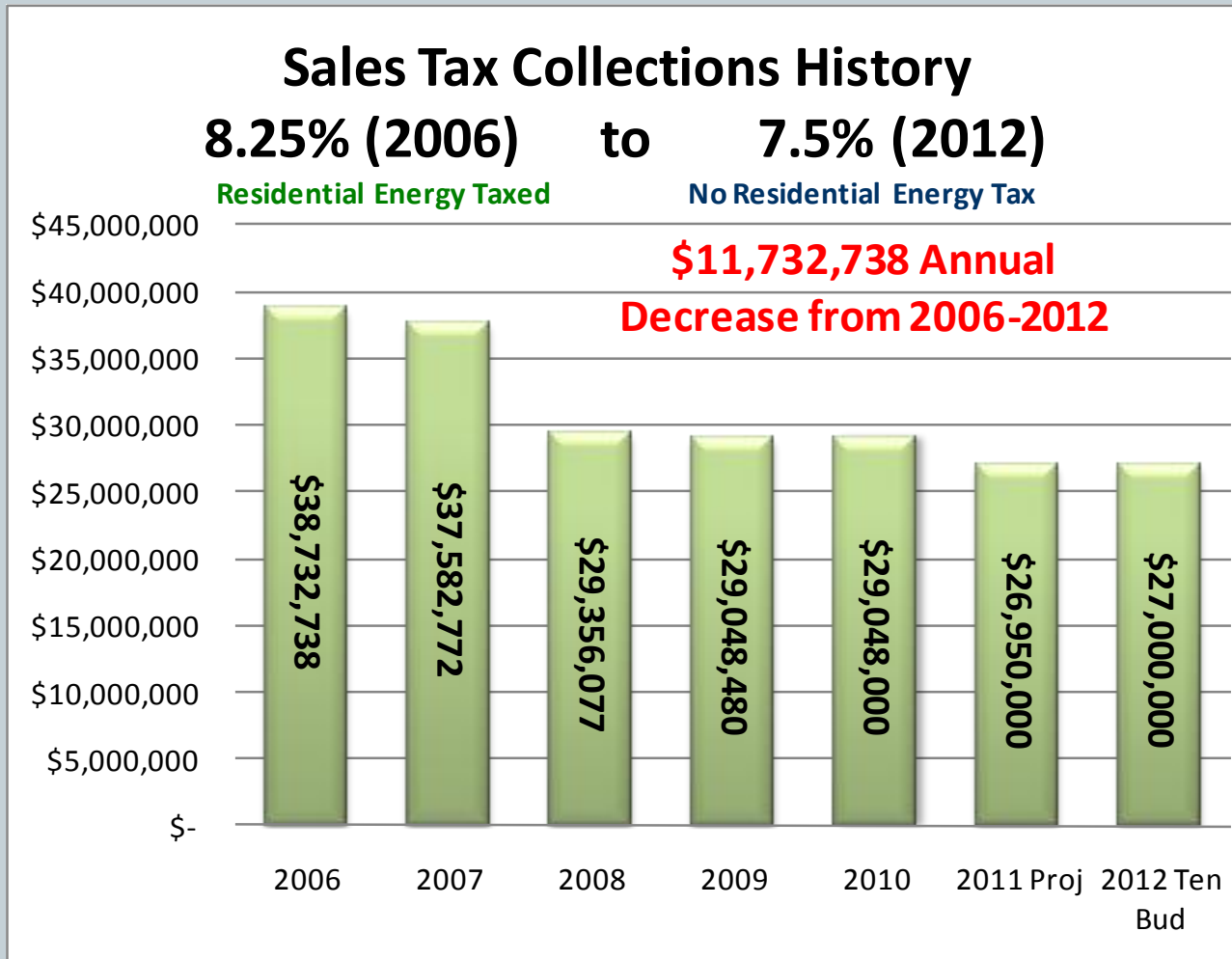
# Amount in Excess of Tax Cap

14

2012 Tax Cap Allowable Increase	\$2,219,676
2012 Increase in Property Tax Levy	<u>\$7,603,714</u>
<b>Amount in Excess of Tax Cap</b>	<b>\$5,384,038</b>

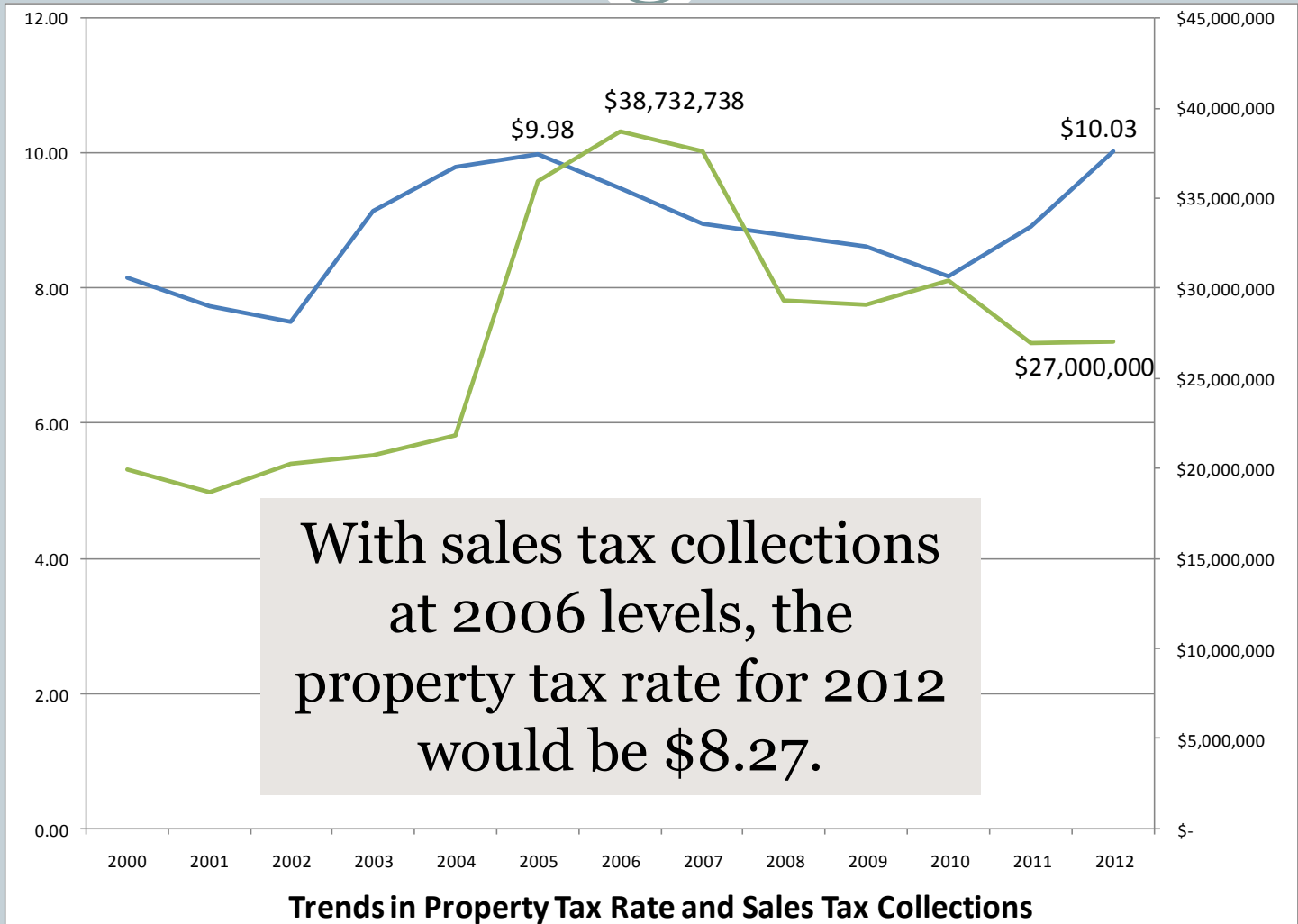
# Sales Tax Collections History

15



# Trends in Property Tax Rates and Sales Tax Collections

16



# Impact on Average Home Owner

17

Amount Increase in Levy and Rate		Impact to Property Tax bill for home valued at:		
Levy	Tax Rate	\$50,000	\$75,000	\$100,000
\$1,000,000	0.1496	\$7.48	\$11.22	\$14.96
\$7,603,714	1.137	\$56.86	\$85.29	\$113.72

Impact to Property Tax with sales tax collections at 2006 levels:

-\$4,129,024	-0.627	-\$31.37	-\$47.06	-\$62.75
--------------	--------	----------	----------	----------

# Items Impacting our Future

18

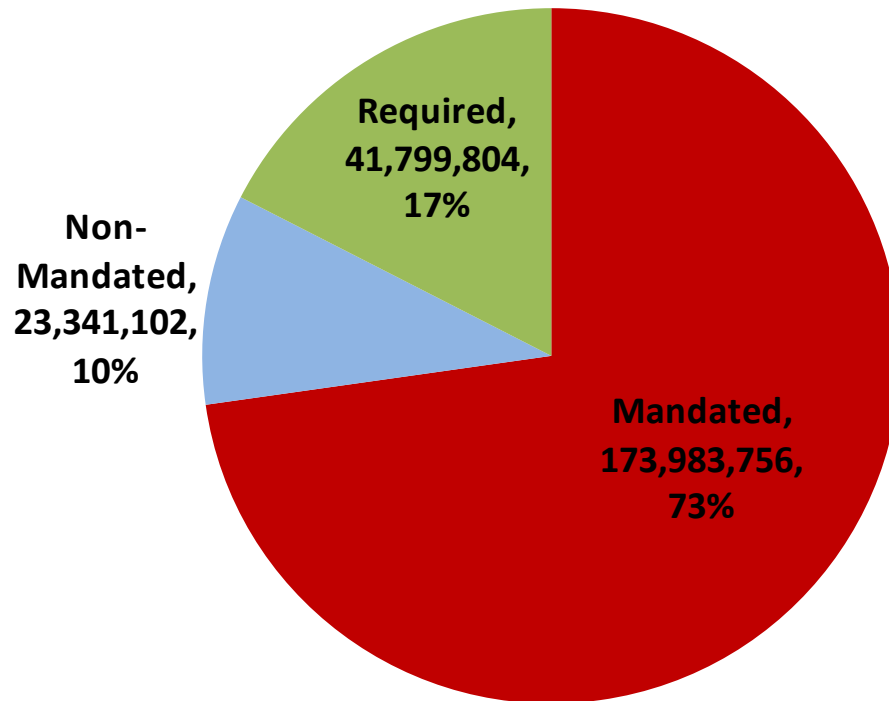
<b>Projected Expense Increases and Revenue Losses</b>	<b>Gap Created</b>
Medicaid (net of cap increase and reduction back to 52 payments)	(\$113,000)
NYS Retirement Contribution	(\$1,000,000)
Increase in Community College Charge-backs	(\$225,000)
Social Services and Public Health Program Increases	(\$750,000)
Employee Step and Benefit Increases	(\$2,000,000)
Increase in Debt Service for Public Safety Radio System	(\$500,000)
Increase in Debt Service for JCC Capital Improvements	(\$140,000)
Loss of Use of Reserve for Post-Employment Benefits	<u>(\$5,000,000)</u>
<b>Net Projected Loss for 2013</b>	<b>(\$9,728,000)</b>

**Assumes *all* other costs remain flat. Results of Contract negotiations and increases in NYS mandates will influence the above figures.**

# 2012 Budgeted Appropriations

19

## 2012 Budgeted Appropriations



Based on same analysis done in 2007.

# Video Clip

20

